

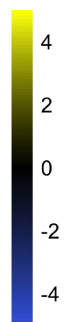


Figure S6D

pagoda2 cluster

#7 (vein SMC from lung)

#6 (intermediate cells)



Fn1
Cfh
Fmo2
Dpl
ENSMUSG00000097770
Itga8
Hmgcs2
Il11ra1
Nfib
Podn
ENSMUSG00000086320
Htra3
Tmem119
ENSMUSG00000097815
ENSMUSG00000106874
Cped1
Mfap5
Art4
Mgp
Abcc9
Gas6
Cpe
Mmp2
Dcn
Csrp2
Aebp1
Igfbp3
Mfap4
Igfbp4
Sdc1
Osr1
Fbln5
Ogn
Gadd45g
Hexb
Fbln1
Ccdc80
Thbs2
C4b
Trip10
Aldh1a1
Prex2
Adora1
Angptl2
Cybrd1
Trp53i11
Prf5l
Ism1
Cox4i2
Edn3
Pcdh18
Cyp4b1
Slc6a9
Ccdc24
Gja4
Sorcs2
Art3
Col4a1
Col4a2
Slc12a4
Dock6
Pknnox2
Mcam
Bcr
Ndufa4l2
Vtn
Tbx2
Higd1b
Mapt
Adcy3
Cenpo
Ltbp2
Pgf
Rgs7bp
Trlrsf19
Pdzd2
Angpt1
Ptk2
Arvcf
St6gal1
Col8a1
Cdh2
Ligg
Col248
Afap112